

RX 70 Technical Data

Diesel and LPG Forklift Truck

[RX 70-20/600](#)

[RX 70-25](#)

[RX 70-25/600](#)

[RX 70-30](#)

[RX 70-30/600](#)

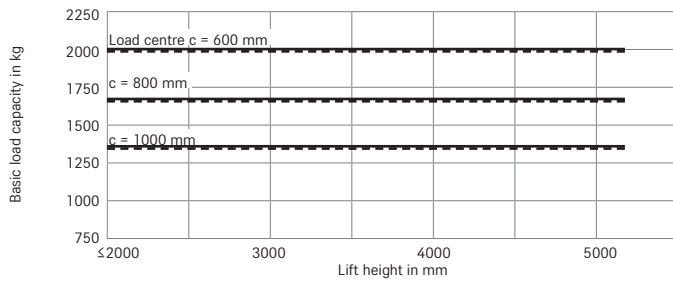
[RX 70-35](#)



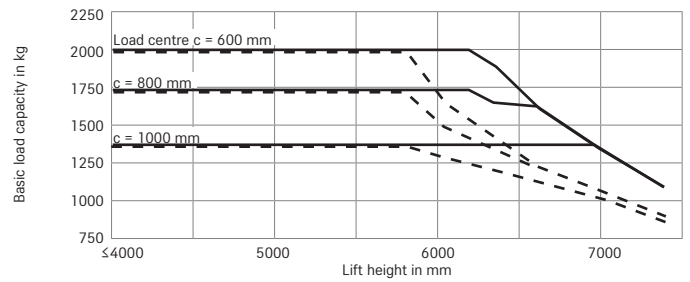
RX 70-20/35 Diesel and LPG Forklift Truck

Basic Load Capacities

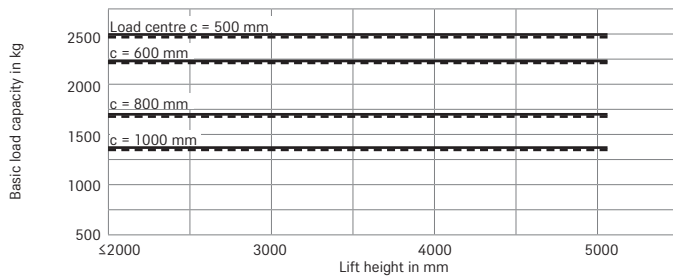
RX 70-20/600 Telescopic/HiLo mast
Single superelastic tyres



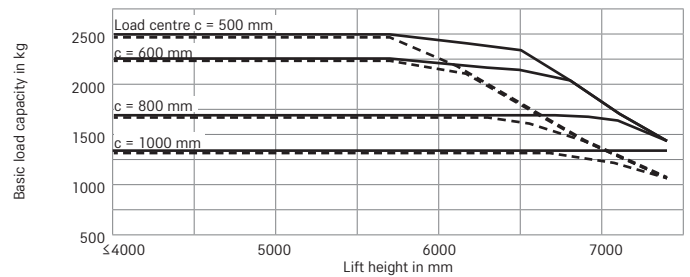
RX 70-20/600 600 triplex mast
Single superelastic tyres



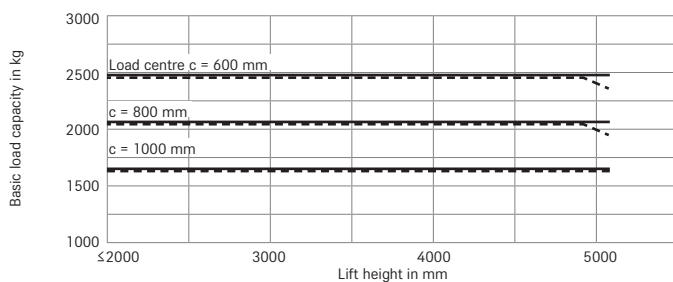
RX 70-25 Telescopic/HiLo mast
Single superelastic tyres



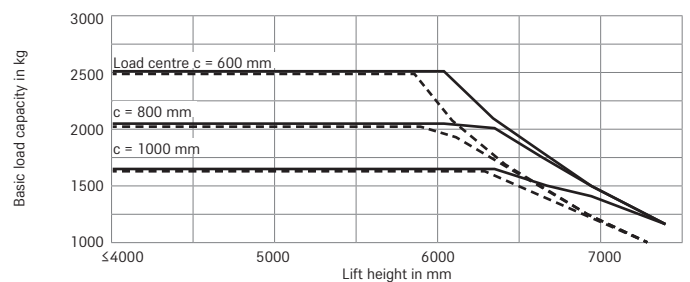
RX 70-25 triplex mast
Single superelastic tyres



RX 70-25/600 Telescopic/HiLo mast
Single superelastic tyres



RX 70-25/600 triplex mast
Single superelastic tyres

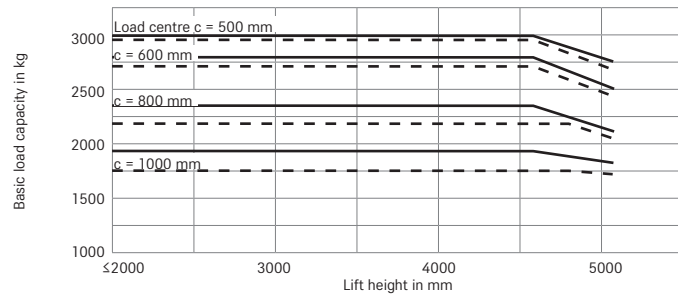


— With standard forks - - - With integrated side shifter and standard forks
The listed values may vary depending on the truck's features.

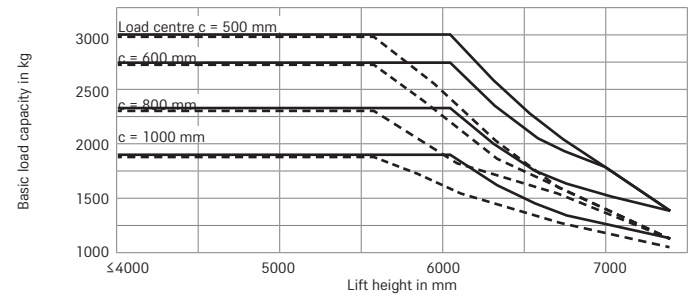
RX 70-20/35 Diesel and LPG Forklift Truck

Basic Load Capacities

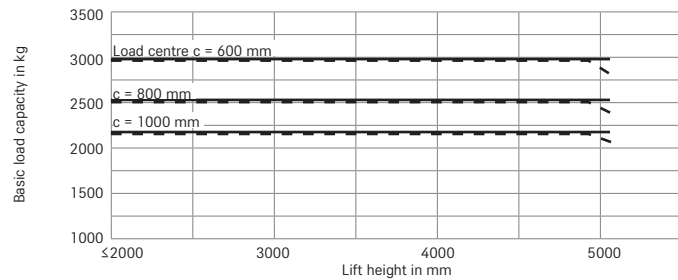
RX 70-30 Telescopic/HiLo mast
Single superelastic tyres



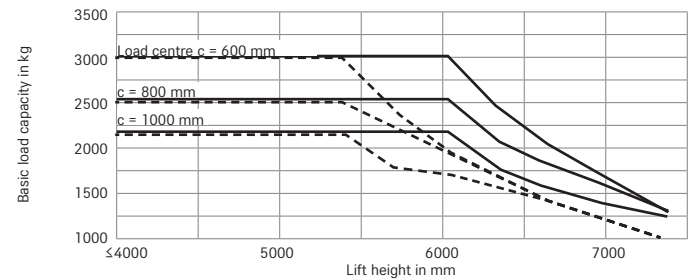
RX 70-30 triplex mast
Single superelastic tyres



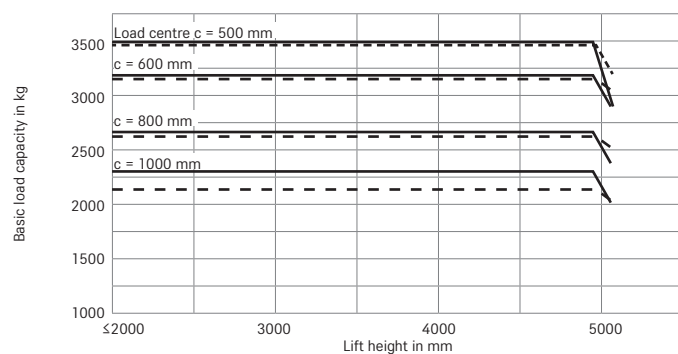
RX 70-30/600 Telescopic/HiLo mast
Single superelastic tyres



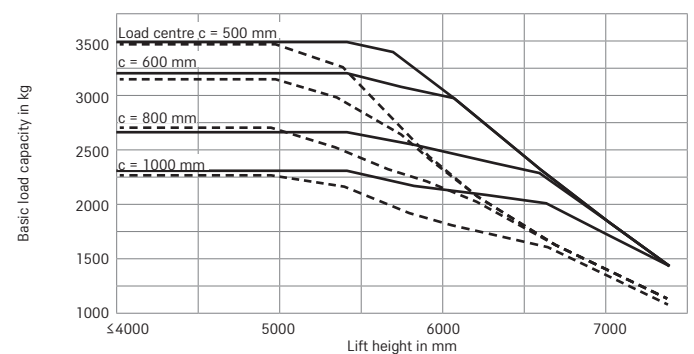
RX 70-30/600 triplex mast
Single superelastic tyres



RX 70-35 Telescopic/HiLo mast
Single superelastic tyres



RX 70-35 triplex mast
Single superelastic tyres



— With standard forks - - - With integrated side shifter and standard forks
The listed values may vary depending on the truck's features.


RX 70-20/35 Diesel and LPG Forklift Truck
Detailed Photos



For better performance: comfortable and ergonomic driver's cab for fatigue-free operation



Adjustable roof window for a comfortable workplace climate



Optimal panoramic view: slim mast and extra-large window



Everything in view at all times: sun blind for the windscreen as well as the roof and rear window



Perfect stability in every position thanks to the electro-hydraulic parking brake



User-friendly: plenty of space for the driver for all-round efficient operation



Individual adjustment of the steering column



Safe, intuitive operation with the STILL Easy Control display and control module

RX 70-20/35 Diesel and LPG Forklift Truck Performance meets efficiency

Powerful, efficient and precise: STILL Performance System with perfectly coordinated components

Complete control: the STILL Easy Control on-board computer - performance functions at the push of a button, relevant info at a glance

Clear view ahead: optimal visibility thanks to the slim mast, large windows and thermoformed dashboard



Full speed ahead: the industrial engine with over 20 percent more power means that the RX 70-20/35 can move more goods to their destination even faster – and yet it remains impressively efficient! This is made possible by the STILL Performance System: perfectly coordinated components combine a powerful and efficient drive with precise and sensitive control. Every RX 70-20/35 is built to impress for years: durable material and compact design meet unmatched performance dynamics. The top performer has a multitude of strengths that are effectively adapted to every situation thanks to the intuitive operating elements. What's more, every detail of the comfortable

driver's cab has been carefully considered, from the large footwell through to the thermoformed dashboard for maximum visibility. The STILL Easy Control is the cockpit's smart centrepiece. The smart on-board computer provides direct access to performance functions and displays relevant truck information at a glance. Reversing in tight spaces, frequent driving up and down ramps, changing operating conditions – with the RX 70-20/35 you have the load handling under control at all times, even in tough and challenging situations. Experience intelligent performance at its best!

The 'Simply Efficient' factors: Performance attributes as a measure of economic efficiency



Simply easy

- Intuitive handling: standard, easy-to-use operating concept across the whole RX product line
- Climb in, get comfortable and get going: spacious driver's cab with adjustable steering column
- One glance or click is all you need: the STILL Easy Control on-board computer activates performance functions at the push of a button and displays all the relevant information at a glance
- Work made easier: a range of assistance functions make work easier and improve safety



Simply powerful

- Strong performance: powerful drive meets precise control
- Effective goods handling: travel speed of up to 21 km/h
- Agile performance: parallel operation makes it possible to drive and lift or tilt at the same time
- Flexible power control: electrically adjustable hydraulic pump
- The new STILL Performance System perfectly coordinates the entire system of all drive components and operating functions
- The powerful and quiet diesel-electric drive in hybrid technology ensures exceptional handling performance with low consumption, low noise emissions and minimised environmental impact



Simply safe

- Perfect all-round view: large viewing window, also in the protective roof
- Good tracking and stability: outstanding driving stability when turning and a low centre of gravity
- Guided safety check: the truck is released after a display-guided function check
- Safe entry and exit: large non-slip steps that are also visible from above as well as grab handles on the protective roof
- Consistent drive power: every drive wheel is separately controlled and makes sure that the truck is always kept on track



Simply flexible

- Flexible control options: mini-lever, Fingertip or Joystick 4Plus
- Safety and comfort in every situation: flexibly adjustable driving and lifting performance
- Perfectly tailored operating power: extensive equipment options for maximum performance in every application



Simply connected

- Digital Performance Boost: optional interface for integration into fleet management software, such as STILL neXXt fleet
- Flexible networking: the provision for MMS means that the truck can be integrated into every material flow management system with ease

RX 70-20/35 Diesel and LPG Forklift Truck
Equipment Variants



	RX 70-20/600	RX 70-20/600 T ¹	RX 70-25	RX 70-25 T ¹	RX 70-25/600	RX 70-25/600 T ¹	RX 70-30	RX 70-30 T ¹	RX 70-30/600	RX 70-30/600 T ¹	RX 70-35	RX 70-35 T ¹
Driver's cab												
Impact-absorbing driver's seat for optimal comfort on uneven routes	●	●	●	●	●	●	●	●	●	●	●	●
Protective steel roof	●	●	●	●	●	●	●	●	●	●	●	●
Weather protection design in different variants	○	○	○	○	○	○	○	○	○	○	○	○
Driver's cab	○	○	○	○	○	○	○	○	○	○	○	○
Tarpaulin cab	○	○	○	○	○	○	○	○	○	○	○	○
Tinted front windscreen, rear and front windows, windscreen washing/wiping facility	○	○	○	○	○	○	○	○	○	○	○	○
Driver's cab set low, height approx. 2120 mm	○	○	○	○	○	○	○	○	○	○	○	○
Single-pedal drive control	●	●	●	●	●	●	●	●	●	●	●	●
Double-pedal drive control	○	○	○	○	○	○	○	○	○	○	○	○
Built-in storage and drink holder	●	●	●	●	●	●	●	●	●	●	●	●
Display and function buttons protected from water spray	●	●	●	●	●	●	●	●	●	●	●	●
Writing pad support and clipboard (removable) with a light	○	○	○	○	○	○	○	○	○	○	○	○
Grammer driver's seat with leatherette cover	●	●	●	●	●	●	●	●	●	●	●	●
Grammer comfort driver's seat with textile cover and lumbar support	○	○	○	○	○	○	○	○	○	○	○	○
Grammer driver's seat exclusively with leatherette or textile cover, mechanical or airsprung, extra-wide seat pad, large suspension travel, lumbar support, height-adjustable back extension and heated seat	○	○	○	○	○	○	○	○	○	○	○	○
Horizontal spring plate for driver's seat to minimise human vibrations	○	○	○	○	○	○	○	○	○	○	○	○
Colour display with intuitive menu layout	●	●	●	●	●	●	●	●	●	●	●	●
12 V truck power socket and USB plug	●	●	●	●	●	●	●	●	●	●	●	●
Bluetooth hands-free DAB+ radio/MP3 player with USB plug	○	○	○	○	○	○	○	○	○	○	○	○
Adjustable roof window	○	○	○	○	○	○	○	○	○	○	○	○
Protective sunshade and sun blind	○	○	○	○	○	○	○	○	○	○	○	○
Water heating with blower and defroster nozzles for front windscreen and footwell	○	○	○	○	○	○	○	○	○	○	○	○
Air conditioning	○	○	○	○	○	○	○	○	○	○	○	○
Telescopic free view mast with and without full free lift	○	○	○	○	○	○	○	○	○	○	○	○
Triplex free view mast	○	○	○	○	○	○	○	○	○	○	○	○
Fork wear protection	○	○	○	○	○	○	○	○	○	○	○	○
Different fork carriage widths, integrated side shifter and fork adjusters	○	○	○	○	○	○	○	○	○	○	○	○
Load backrest	○	○	○	○	○	○	○	○	○	○	○	○
Automatic vertical mast position	○	○	○	○	○	○	○	○	○	○	○	○
Hydraulic accumulator in the lifting cylinder to attenuate pressure peaks in the hydraulic system	○	○	○	○	○	○	○	○	○	○	○	○
Angle of incline 6/7 degrees front/rear incline	●	●	●	●	●	●	●	●	●	●	●	●
Superelastic tyres, SIT system, single or twin	●	●	●	●	●	●	●	●	●	●	●	●
Superelastic tyres, SIT system, natural colour or anti-static	○	○	○	○	○	○	○	○	○	○	○	○
Pneumatic tyres, single or twin	○	○	○	○	○	○	○	○	○	○	○	○
Hydraulics												
Proportional valve technology for especially sensitive movements	●	●	●	●	●	●	●	●	●	●	●	●
Up to three hydraulic circuits for controlling accessories	○	○	○	○	○	○	○	○	○	○	○	○
Custom parametrisation of hydraulic functions	●	●	●	●	●	●	●	●	●	●	●	●
Mini-lever with armrest, two levers	●	●	●	●	●	●	●	●	●	●	●	●
Mini-lever with armrest, three or four levers, Joystick 4Plus or Fingertip	○	○	○	○	○	○	○	○	○	○	○	○
Five driving programmes for different driving and braking behaviour	●	●	●	●	●	●	●	●	●	●	●	●
Blue-Q energy saving mode	●	●	●	●	●	●	●	●	●	●	●	●
Smooth acceleration and reversing	●	●	●	●	●	●	●	●	●	●	●	●
Maintenance-free drives for driving, steering and lifting	●	●	●	●	●	●	●	●	●	●	●	●
Travel and lift drive components enclosed to protect against dust and dirt	●	●	●	●	●	●	●	●	●	●	●	●
Dry air filter with maintenance indicator	●	●	●	●	●	●	●	●	●	●	●	●
Additional air filter or cyclone pre-separator	○	○	○	○	○	○	○	○	○	○	○	○
55 l and 70 l LPG tanks	—	○	—	○	—	○	—	○	—	○	—	○
Automatic engine shut-off	○	○	○	○	○	○	○	○	○	○	○	○
Engine preheating via external power connection	○	○	○	○	○	○	○	○	○	○	○	○
Regulated three-way catalytic converter	○	●	○	●	○	●	○	●	○	●	○	●
Additional insulation package to lower noise emission	○	○	○	○	○	○	○	○	○	○	○	○
Diesel particle filter	●	●	●	●	●	●	●	●	●	●	●	●
Brake												
Wear-free disc brakes that run in an oil bath	●	●	●	●	●	●	●	●	●	●	●	●
Electro-hydraulic parking brake	●	●	●	●	●	●	●	●	●	●	●	●
Low centre of gravity and steering axle with high self-aligning bearing for optimum levels of safety	●	●	●	●	●	●	●	●	●	●	●	●
Simple and safe entry and exit via large non-slip steps	●	●	●	●	●	●	●	●	●	●	●	●
Protective grille roof	○	○	○	○	○	○	○	○	○	○	○	○
Narrow protective roof profile for an optimum all-round view	●	●	●	●	●	●	●	●	●	●	●	●
EasyBelt restraint system for quick and safe fastening and unfastening	○	○	○	○	○	○	○	○	○	○	○	○
IWS restraint system with strap opening located on both sides	○	○	○	○	○	○	○	○	○	○	○	○
Lighting system with LED design, approvable	○	○	○	○	○	○	○	○	○	○	○	○
Working lights with LED design	○	○	○	○	○	○	○	○	○	○	○	○
Warning flash light	○	○	○	○	○	○	○	○	○	○	○	○
STILL Safety Light warning device, illuminated blue	○	○	○	○	○	○	○	○	○	○	○	○
Seat belt control, drive unit only enabled when seat belt is fastened	●	●	●	●	●	●	●	●	●	●	●	●
Curve Speed Control	●	●	●	●	●	●	●	●	●	●	●	●
Speed limiter adjustable by driver	○	○	○	○	○	○	○	○	○	○	○	○
Tempomat cruise control	○	○	○	○	○	○	○	○	○	○	○	○
Lifting height sensor for exact measurement of the lifting height with optional assistance functions	○	○	○	○	○	○	○	○	○	○	○	○
Stability assistant Dynamic Load Control	○	○	○	○	○	○	○	○	○	○	○	○
Load measuring with ±2% precision	○	○	○	○	○	○	○	○	○	○	○	○
FleetManager: access authorisation, shock detection, reports	○	○	○	○	○	○	○	○	○	○	○	○

¹ LPG ● Standard ○ Option — Not available



STILL GmbH
Berzeliusstr. 10
22113 Hamburg
Germany

Tel.: +49 40 73 39 20 00

Fax: +49 40 73 39 20 01

info@still.de

For further information please visit

www.still.eu

STILL is certified in the following areas: Quality management, occupational safety, environmental protection and energy management.



first in intralogistics